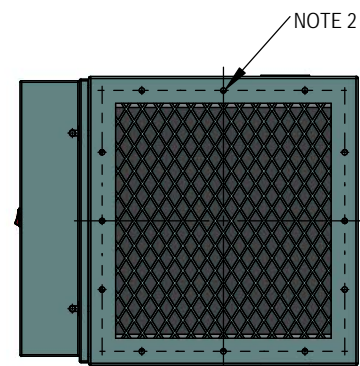
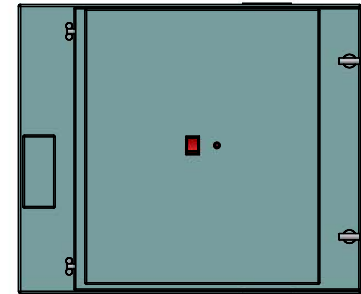


NOTES

NOTE 1 - CRITICAL THAT AT LEAST 600mm CLEARANCE AT OPENNING OF UNIT FOR ESP CELL INSTALL/REMOVE OPERATIONS AS SHOWN
 NOTE 2 - REFER TO DRAWING No. FKE-AQ1-1-02 FOR HOLES IN FLANGE DETAIL



REV.	DATE	DRAWN	DESCRIPTION	VERT ZONE	HORIZ ZONE
1	8/02/2016	CMH	ORIGINAL ISSUE		

TOLERANCES & FINISH	
LINEAR	ANGULAR
X ±0.5mm	±0.5°
X.X ±0.25mm	±0.25°
X.XX ±0.10mm	±0.10°
UNLESS STATED	
NA	
UNLESS STATED	

DRAWN	8/02/2016
CHECKED	C.HALLIDAY
APPROVED	
PASSED	

DWG/TOL STD	AS1100
SHEET SIZE	A4
SHEET 1 OF 3 SHEETS	
PROJECT	AIR QUALITY SYSTEMS - FKE UNITS
FILE NAME	KFE-AQ_Assemblies
DWG No.	
FKE-AQ1-1-01	

AIR QUALITY SYSTEMS

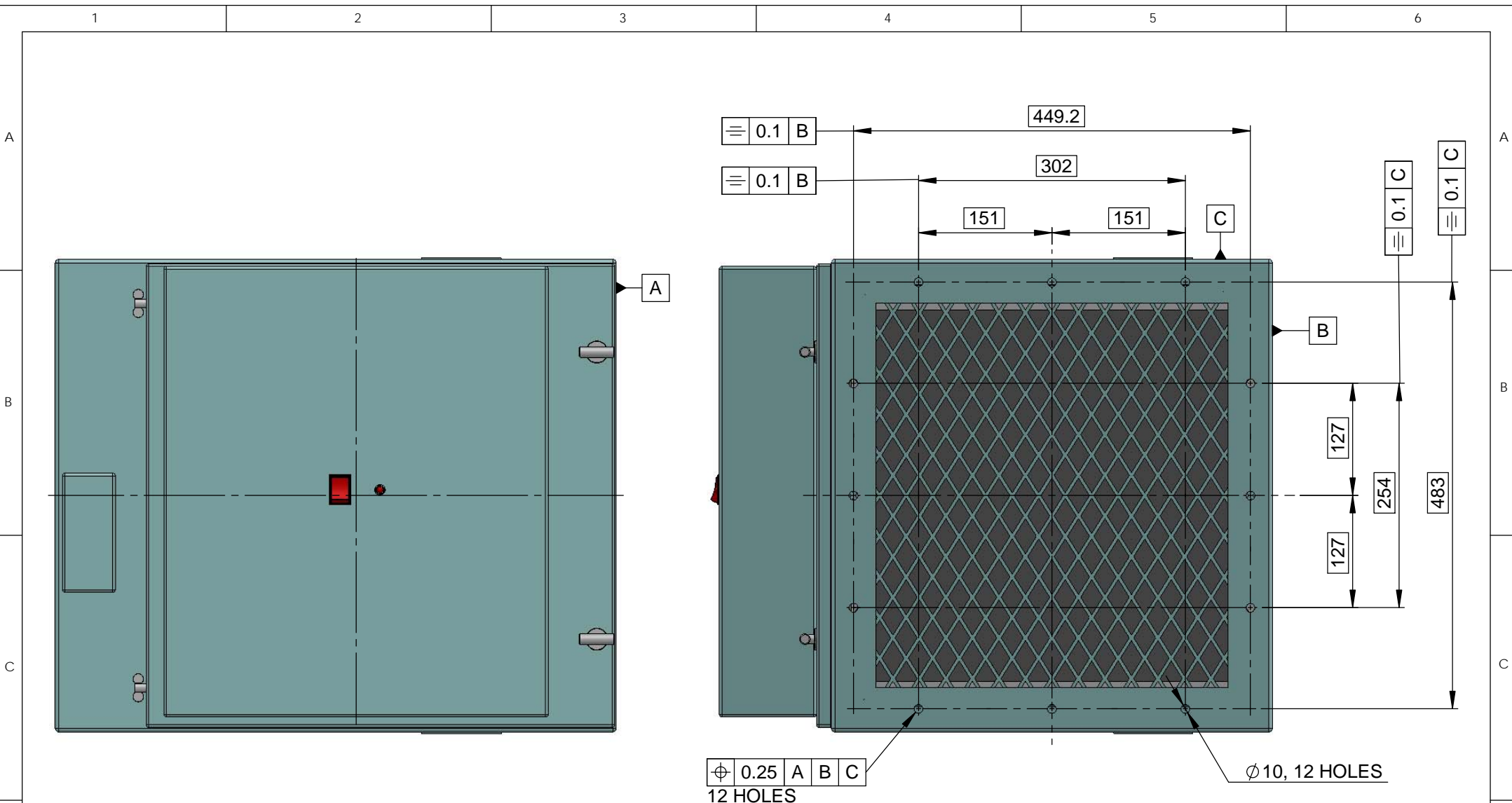
DO NOT SCALE ALL LINEAR UNITS = mm



PART No.

CONFIGURATION
FKE-AQ1

TITLE
GENERAL ARRANGEMENT OF THE AIR QUALITY SYSTEMS FKE-AQ1 ASSEMBLY



NOTE - SAME HOLE ARRANGEMENT FOR BOTH FLANGE FACES

				TOLERANCES & FINISH LINEAR ANGULAR X ±0.5mm ±0.5° X.X ±0.25mm ±0.25° X.XX ±0.10mm ±0.10° UNLESS STATED NA UNLESS STATED		DRAWN 8/02/2016 C.HALLIDAY		DWG/TOL STD AS1100		AIR QUALITY SYSTEMS			
						SHEET SIZE A4 SHEET 2 OF 3 SHEETS		DO NOT SCALE ALL LINEAR UNITS = mm					
						PROJECT AIR QUALITY SYSTEMS FKE UNITS		PART No. PART No.?					
						APPROVED FILE NAME KFE-AQ_Assemblies		CONFIGURATION FKE-AQ1					
						PASSED DWG No.		TITLE FKE-AQ1-1-02		DETAIL OF FLANGE HOLE SPACING FOR THE FKE-AQ1 ASSEMBLY			
1	8/02/2016	CMH	ORIGINAL ISSUE										
REV.	DATE	DRAWN	DESCRIPTION	VERT ZONE	HORIZ ZONE								

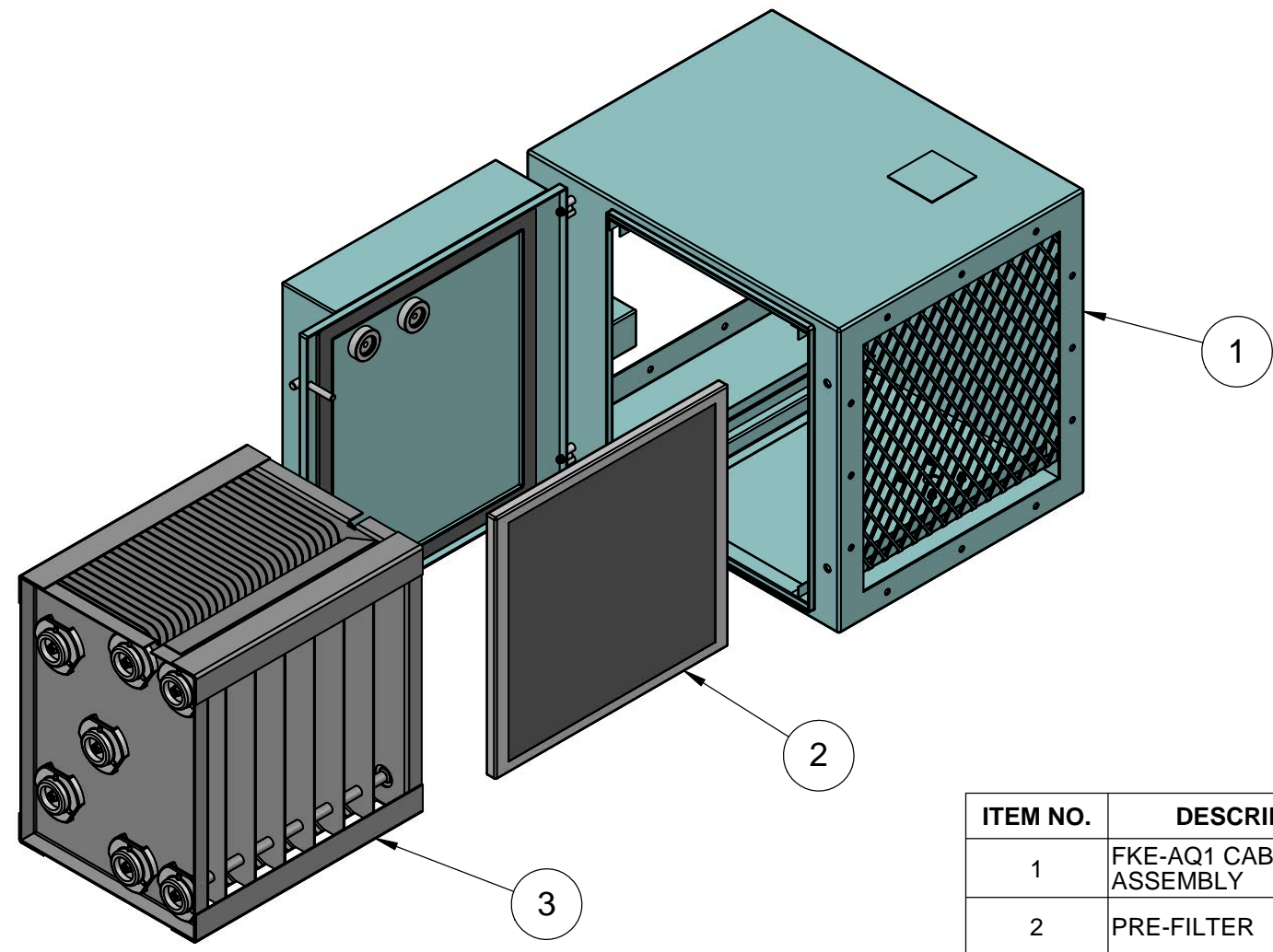
1 2 3 4 5 6

A

B

C

D



ITEM NO.	DESCRIPTION	NOTES	QTY.
1	FKE-AQ1 CABINET ASSEMBLY		1
2	PRE-FILTER		1
3	ESP CELL UNIT		1

REV.	DATE	DRAWN	DESCRIPTION	VERT ZONE	HORIZ ZONE
1	8/02/2016	CMH	ORIGINAL ISSUE		

TOLERANCES & FINISH
 LINEAR ANGULAR
 X ±0.5mm ±0.5°
 X.X ±0.25mm ±0.25°
 X.XX ±0.10mm ±0.10°
 UNLESS STATED
 NA

DRAWN 8/02/2016
 C.HALLIDAY
 CHECKED
 APPROVED
 PASSED

DWG/TOL STD AS1100
 SHEET SIZE A4 SHEET 3 OF 3 SHEETS
 PROJECT AIR QUALITY SYSTEMS - FKE UNITS
 FILE NAME KFE-AQ_Assemblies
 DWG No.
FKE-AQ1-1-03

AIR QUALITY SYSTEMS
 DO NOT SCALE ALL LINEAR UNITS = mm
 PART No.
 CONFIGURATION FKE-AQ1 Open
 TITLE
EXPLODED VIEW & PARTS LIST FOR THE AIR QUALITY SYSTEMS FKE-AQ1 ASSEMBLY



1 2 3 4 5 6